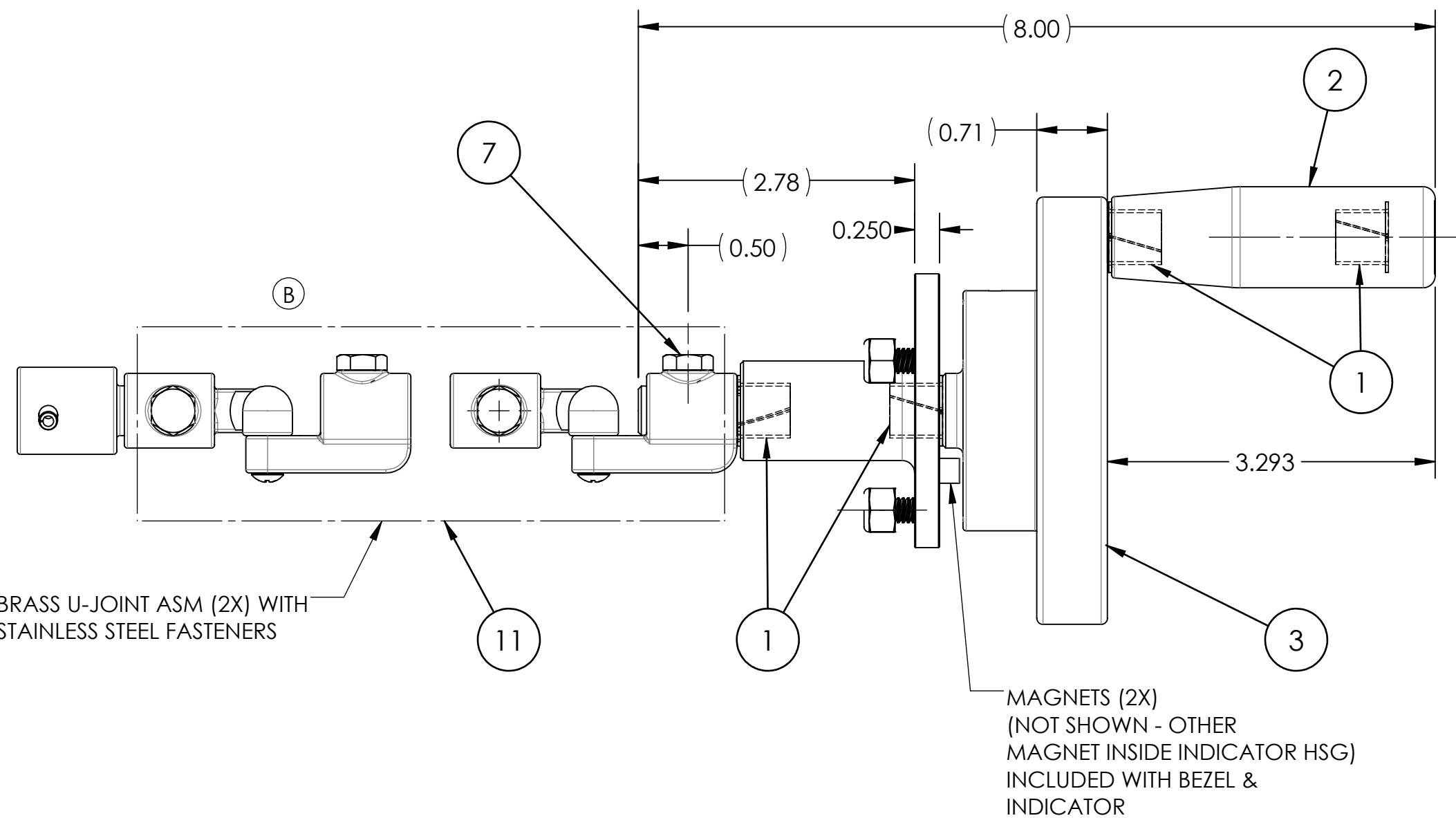
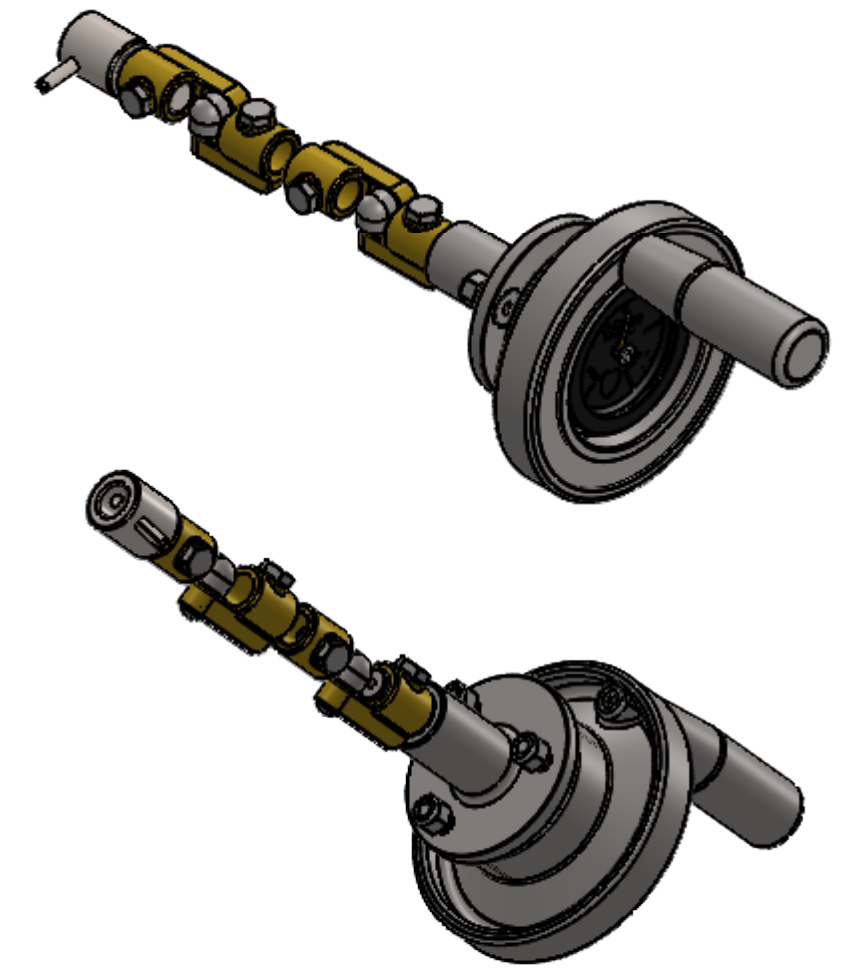
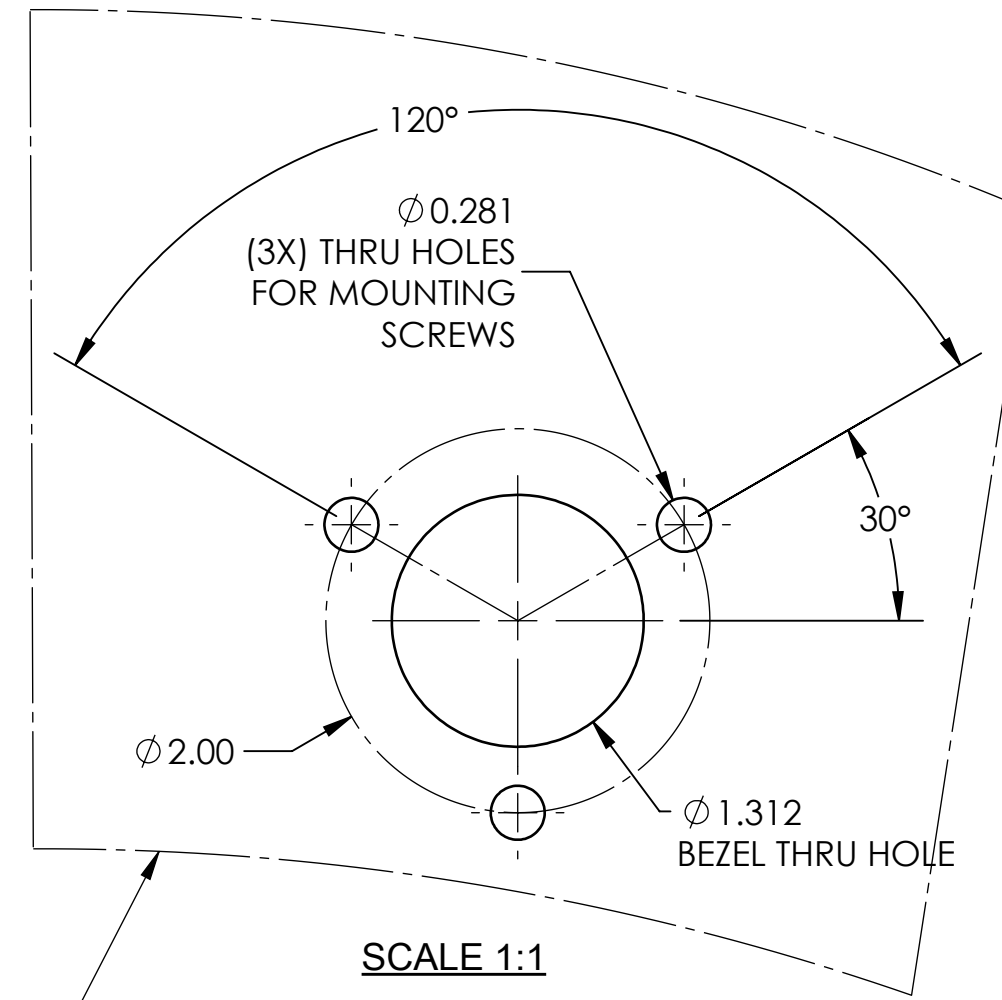
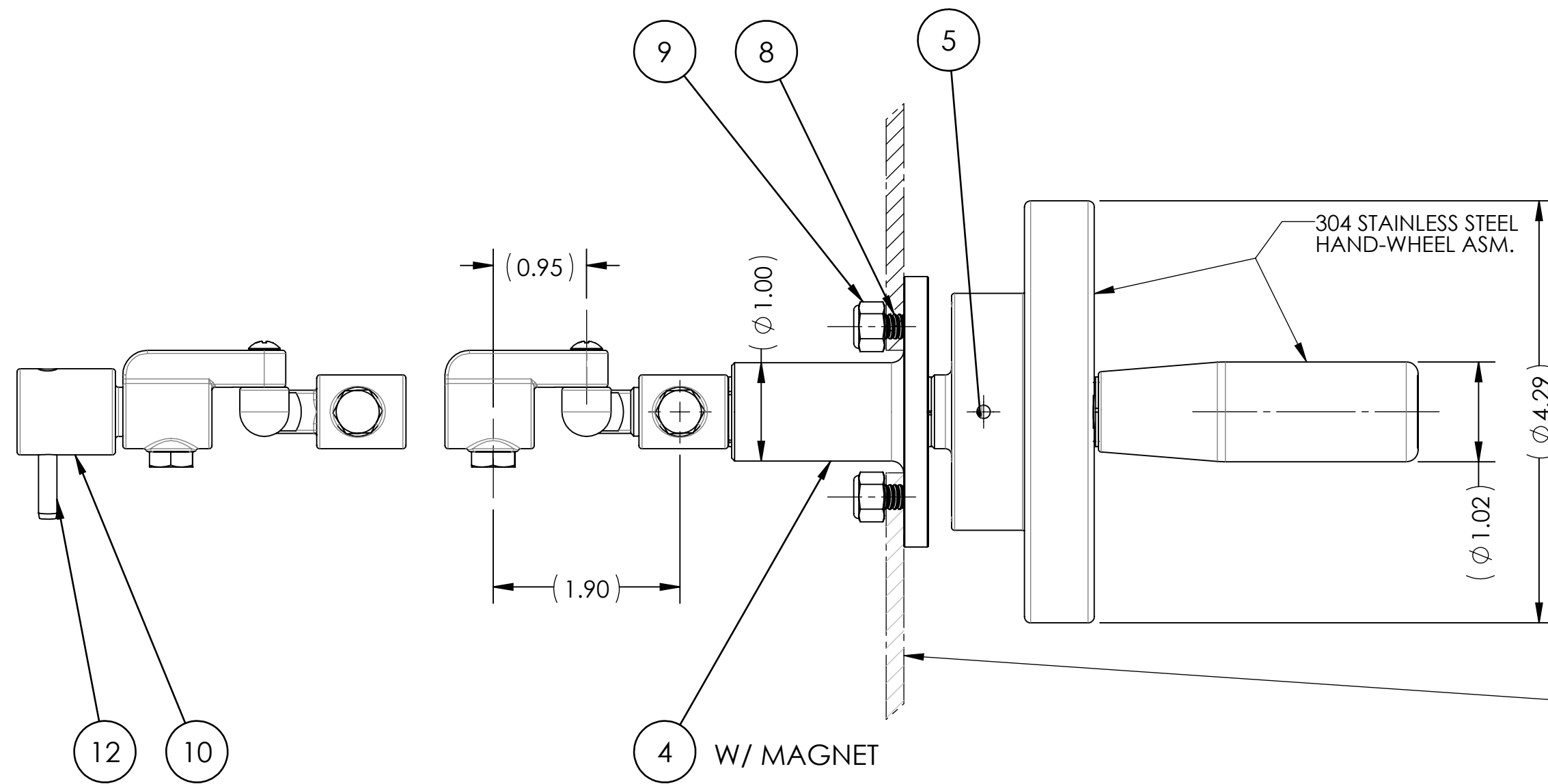
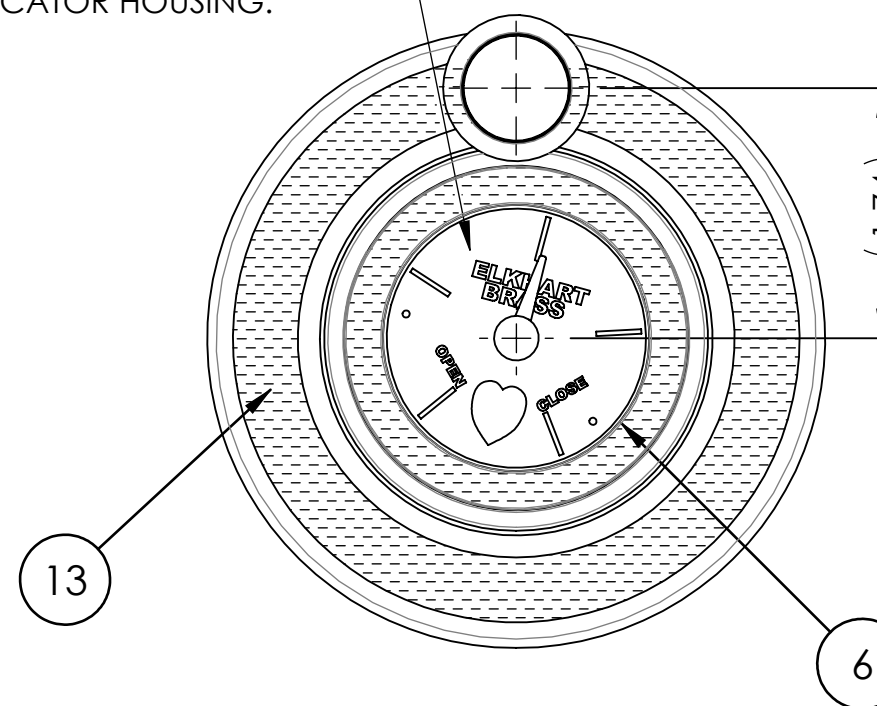


ZONE	REV.	DESCRIPTION	BY	ECNNUMBER
C8	B	UPDATE TO SHOW SECOND U-JOINT	LSP	210502



DIAL FACE - SHOWN INSIDE SEALED POLYCARBONATE INDICATOR HOUSING.



ITEM NO.	PART NUMBER	DESCRIPTION	QTY.
NOT SHOWN	98554000	INSTALLATION GUIDE	1
13	81811201	BLACK LABEL	1
12	51236000	PIN ROLL 79-040-187-0.812	1
11	81811017	BRASS U-JOINT ASM	2
10	41043000	U-JOINT ADAPTER TRIDENT GWP	1
9	81811016	NUT, 1/4-20 SS LOCK	3
8	81811015	1/4-20 SS FLAT HD SCREW	3
7	81811018	1/4-20X1 SS SCREW	4
6	81811013	DIAL INDICATOR	1
5	81811019	SET SCREW SS	1
4	81811014	MOUNTING BEZEL	1
3	81811011	HAND WHEEL	1
2	81811501	SPINNER KNOB ASM	1
1	16681000	PLASTIC BUSHING	4

NOTES:

PURCHASED PART:

TRIDENT EMERGENCY PRODUCTS, LLC
 #19.014.21 HANDWHEEL ASM. - SMALL WITH
 12:1 HANDLE ROTATIONS FOR FULL CLOSE TO FULL OPEN RELATIVE TO
 INDICATOR MARKS AT FULL CLOSE TO FULL OPEN.
 INCLUDES ELKHART BRASS LOGO ON DIAL FACE

ELKHART BRASS MFG. CO., INC. <small>#1302 West Beardsley Ave. Elkhart, IN 46514, USA This print and all data contained here on is the sole and exclusive property of Elkhart Brass Mfg. Co., Inc. and will not be disclosed to others without the consent of Elkhart Brass Mfg. Co., Inc. This print must be returned to Elkhart Brass Mfg. Co., Inc. if requested. Copyright © 2012 by Elkhart Brass Mfg. Co., Inc.</small>		DRAWN BY PJV CHECKED BY DATE 12/1/15	ELKHART BRASS Fire Fighting Equipment
MATERIAL PURCHASED ASSEMBLY		WEIGHT(LBS) 4.0	DESCRIPTION 4.0" HAND-WHEEL ASM-INDICATOR-STAINLESS
TOLERANCE UNLESS OTHERWISE SPECIFIED 1 PLACE DEC. ± .12" 2 PLACE DEC. REF ANGLES ± 1°	UNLESS OTHERWISE SPECIFIED DIMENSIONS ARE IN INCHES DO NOT SCALE PRINT INTERPRET DIMENSIONS AND TOLERANCES PER ASME Y14.5M 1994 CAD MODEL: 81811000	ASSEMBLY	SIZE C CATALOG NO. GWP-4.0 REV. B
		THIRD ANGLE PROJECTION	CAD SCALE 3:4 SHEET 1 OF 1

GWP-4.0 (81811000) REV. B